



- **Get informed** from the Traffic Information Service ("Utinform") and from the different news portals and internet websites on the expected road and **weather conditions**.



- Always pay attention to the information displayed on the **VMS (variable message sign) boards**.



- In many cases clothes equipped with reflective materials may save life, the driver and passengers should possibly have the sufficient number of high visibility vests in the vehicle, as such cases may occur (at night or in limited visibility

conditions) when **you have to use the high visibility vest** when getting out of the vehicle (for example on a motorway or express road).

### Winter tyres

The **use of winter tyres** considerably increases the safety of those travelling in the vehicle. In Hungary it is not yet obligatory but **recommended** when **air temperature drops below + 7 C°**. Due to

their material, design and structure, winter tyres in the temperature range below + 7 C° have a **significantly higher road adhesion** coefficient compared to other tyres thus their use results in a significantly lower risk when driving on public roads in winter conditions.



### In the case of an emergency, accident:

- police
- ambulance
- disaster management team

### What to do:

- turn on the emergency warning lights;
- set out the warning triangle;
- use the high visibility vest;
- stay outside the barrier until the rescue team arrives;
- notify;
- give aid.



### In the case of a technical failure:

- pull off to the emergency lane;
- set out the warning triangle;
- stay outside the barrier until the rescue team arrives;
- operate the emergency warning lights;
- use the high visibility vest.

### Public Information:

Police: 112, 107  
Fire Dept.: 105  
Ambulance: 104  
[www.police.hu](http://www.police.hu) • [www.baleset-megelozes.eu](http://www.baleset-megelozes.eu)

### Information on e-Sticker:

+36-40-40-50-60  
e-mail: [nemzetiutdij@nemzetiutdij.hu](mailto:nemzetiutdij@nemzetiutdij.hu) • e-mail: [ugyfel@nemzetiutdij.hu](mailto:ugyfel@nemzetiutdij.hu) • web: [www.nemzetiutdij.hu](http://www.nemzetiutdij.hu)

### Toll payment from mobile phone:

+36-30-8-100-100 • +36-20-8-100-100 • +36-70-8-100-100

### Information on electronic toll payment (HU-GO):

+36-1-688-6060 [www.hu-go.hu](http://www.hu-go.hu)

### Information on Road Conditions:

Road Information:  
+36-1-336-2400 • [www.utinform.hu](http://www.utinform.hu)  
e-mail: [utinform@kozut.hu](mailto:utinform@kozut.hu)



**M5 motorway:** +36-29-37-29-51 • [www.m5autopalya.hu](http://www.m5autopalya.hu)

**M6 motorway:** Dunaújváros-Szekszárd +36-70-88-76-60  
[www.m6tolna.hu](http://www.m6tolna.hu)  
Szekszárd Pécs +36-74-59-14-35  
[www.mecsekautopalya.hu](http://www.mecsekautopalya.hu)

**M0.M1 M3.M7 motorways:** Magyar Közút Nonprofit Zrt.  
+36-1-819-9000 • [www.kozut.hu](http://www.kozut.hu)

### Magyar Autóklub (Hungarian Automobile Club):

188 • [www.autoklub.hu](http://www.autoklub.hu)



## MOTORWAY INFORMATION HUNGARY

The most important facts those driving on the motorway should know, with special regard to the **WINTER** period.



In Hungary the motorway network is 1,355 km long. It aims to provide the option of fast driving in the case of heavy vehicle traffic for a considerable distance. Driving on the motorway is the safest, however, due to the volume of traffic the slightest confusion may result in a critical situation or accident hazard.

## The highest speed allowed on the motorway:



In the case of a passenger car, a motorbike, a vehicle not exceeding the maximum allowed total weight of 3,500 kg;



in the case of a bus that complies with the requirements set out by the specific law;



in the case of other vehicles, and vehicle units consisting of a vehicle and a trailer.

## Toll payment on the motorway:



The motorway system may be used if toll is paid. The road sections subject to toll payment are indicated by sign boards. Motorway toll may be paid in sms or at any petrol filling station.



On 1 July 2013 electronic toll collection was introduced in Hungary for the trucks exceeding the maximum allowed total weight of 3.5 tons. You may pay your toll for the use of the roads with the help of an on-board device or by purchasing a route ticket.

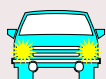


## Traffic on the motorway:



Keep right!

Keep the appropriate safety distance



Use dipped-beam headlights!

Avoid braking and changing direction suddenly



Have a rest if you are tired

Give way to vehicles using distinctive signal



Shoulder Use only in emergency!

Do not turn round and do not reverse



Fix your freight appropriately

Do not use your mobile phone held in hand while driving



Use safety belt

Pay special attention at the slip roads to and off the motorway



## In order to prevent tricky thefts:



- do not leave your values at a visible place in the car; keep your money, documents and phone with you;
- do not trust in strangers who are extremely helpful;
- immediately close the doors after getting out of the car;

- choose a busy, properly illuminated parking place for resting.

## Planning the route:



- pay attention to public road signs and traffic news.

- plan your route before the journey;
- get informed about the current road conditions, and traffic restrictions;
- do not exclusively rely on the navigation systems while driving;

## Useful recommendations:



- drive onto the motorway only **if your vehicle is in suitable technical condition**;
- before starting check **the state of tyres**, and air pressure;
- do not start with **an insufficient quantity of fuel**;
- take care of the **cleanness of the windscreen**;
- while driving, if you feel tired, **stop at the nearest resting place** by any means, get out of the car and move, fresh up a little bit;



nearest resting place by any means, get out of the car and move, fresh up a little bit;

- if a child travels in the car as well, we recommend you to stop and rest more frequently;

- always keep **something to drink in the car to be prepared** for possible traffic jams;

- in the case of a traffic jam caused by an accident, you have to allow **free progress** to the rescue vehicles by pulling off to the edge of the lane (those driving in the internal lane to the left edge of the lane, those driving in the external lane to the right edge of the lane);

- **only the external right lane may be used for continuous traffic**, the internal (and possibly middle) traffic lane may only be used for overtaking;

- always keep the **appropriate safety distance** in every case, depending on the road and weather conditions;

- if you have to stop your vehicle in the emergency lane due to a technical failure, immediately leave the car, put on the high-visibility **vest** and stay **outside the barrier** until the rescue team arrives.

## Pay attention to the following in the winter months

- You should **have your vehicle checked and inspected** especially, before a long journey.



- It is essential that the **battery**, the **lights** and the **brake system** operate appropriately, and the tyres should be suitable and in proper state. In this period the vehicle should essentially have the following accessories: properly operating **windscreen wiper**, **ice-scraper**, **lock de-icer**, appropriate **windscreen washer liquid** or **windscreen demister**.



- Keep greater **safety distance**. Ensure the perfect state of the **running gear** and tyres.

- Get informed whether in the country of destination or which you are going to transit there are any restrictions which relate for example to the obligatory use of **winter tyres** or **snow chain**, as these may be a requirement on the territory of the concerned country.



- In the case of longer journeys you may need a **blanket**, **warm clothes**, **towing rope**, **lock de-icer**, and a sufficient quantity of **food and drink**.